

B.E.G.**LUXOMAT®**

PD4-M-2C-DS-FC

Prod.No. 92760 EAN: 4007529927609

- Voltage: 110 – 240 V AC 50 / 60 Hz
- Dimensions: Ø 117 x 100 mm
- Power consumption: < 1.5 W

Areas of application

- entrance halls
- corridors/hallways
- staircases
- toilets
- equipment rooms

Order data

Designation	Colour	Art.No
PD4-M-2C-DS-FC	white	92760

Accessories

Designation	Colour	Art.No
IR-PD-1C	-	92520
IR-PD-1C-E	-	92077
IR-PD-Mini	-	92159
Wire basket BSK (Ø 200 x 90 mm)	white	92199
RC-Arc extinction kit	white	10880
Mini-RC-Arc extinction kit		10882
BLE-IR-Adapter	black	93067
Blinds PD4	transparent	92313

Technical data

Voltage:	110 – 240 V AC 50 / 60 Hz
Dimensions:	Ø 117 x 100 mm
Power consumption:	< 1.5 W
Detection area:	horizontal 360° (Ceiling mounting) max. Ø 24 m across max. Ø 9 m towards max. Ø 8 m seated
Range:	
Monitored area (tangential movement):	450 m ² / 2.5 m mounting height
Mounting height min./max./recommended:	2 m / 10 m / 2.5 m
Degree / class of protection:	IP20 / Class II
Impact strength:	IK04
Ambient temperature:	-25 °C to +50 °C
Housing:	polycarbonate, UV-resistant
Material color:	white mat, similar to RAL9010
Connections and wires:	0.5 ... 2.5 mm ² rigid 0.5 ... 2.5 mm ² fine-wired

Channel 1 and Channel 2 (lighting control)

Switching power:	2300 W, cos φ = 1 1150 VA, cos φ = 0.5 800 W LED max. inrush current I_p (20 ms) = 165 A max. inrush current I_p (200 μ s) = 800 A
Type of contact (k):	2x μ -contact, NO contact with tungsten pre- make contact
Follow-up time:	15 sec – 60 min, Pulse
Switch-on threshold:	10 – 2000 Lux
Light measuring:	Mixed light measuring

Product information

Occupancy detector connectable to two different phases

2 channels for switching light: the illumination system can be divided into two separate groups being electrically isolated.

Version as master device

Extension of the detection area with one additional PD4-M-2C-DS configured as a Slave device

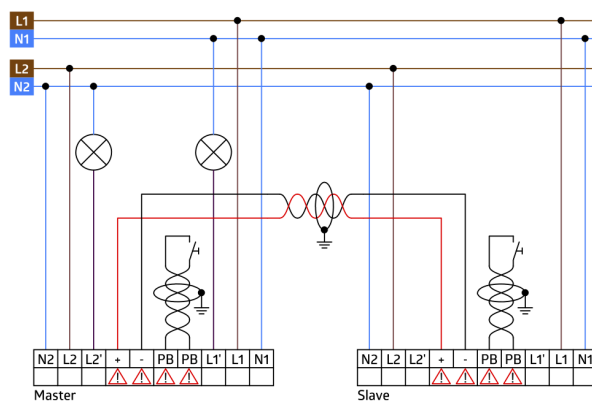
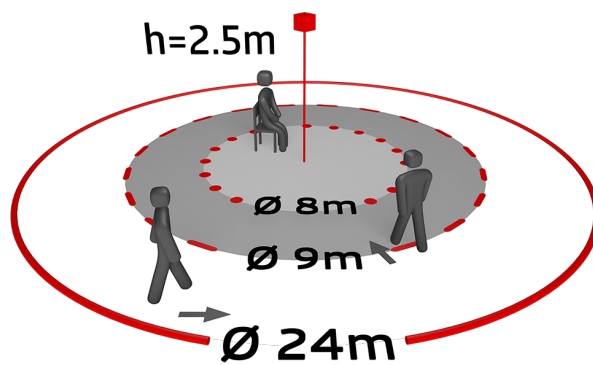
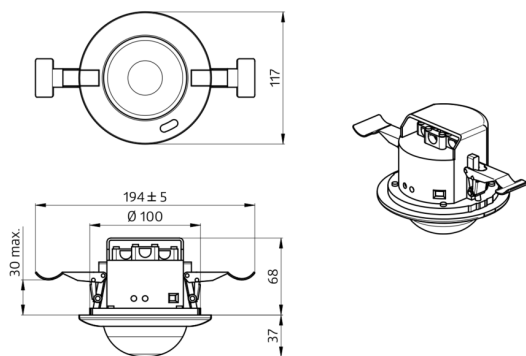
Manual switching possible via a shared pushbutton

Additional functions can be set up using the optional remote control.


Factory settings 10 min and 500 lux

Application examples:

entrance halls, corridors/hallways, staircases, toilets, equipment rooms



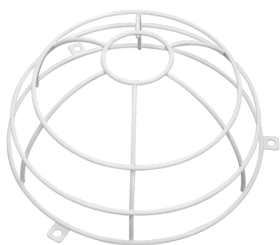
Accessories



IR-PD-1C

Art.No: 92520

Battery: 3.0 V Lithium CR2032 (inclusive)
Dimensions: 80 x 60 x 8 mm
Material color: -



Wire basket BSK (Ø 200 x 90 mm)

Art.No: 92199

Dimensions: Ø 200 x 90 mm
Impact strength: IK09
Housing: coated steel basket



BLE-IR-Adapter

Art.No: 93067

Dimensions: 40 x 55 x 103 mm
Material color: black
Frequency: 2.4 GHz ISM band, GFSK
0.2 dBm + 5.3 dBi = 5.5 dBm



IR-PD-1C-E

Art.No: 92077

Battery: 3.0 V Lithium CR2032 (inclusive)
Dimensions: 80 x 60 x 8 mm
Material color: -



RC-Arc extinction kit

Art.No: 10880

Voltage: 230 V AC ±10%
Dimensions: 38 x 12 x 26 mm
Degree / class of protection: IP20 / Class II



Blinds PD4

Art.No: 92313

Housing: Housing UV- and shockresistant Polycarbonate
Material color: transparent



IR-PD-Mini

Art.No: 92159

Battery: 3.0 V Lithium CR2032 (inclusive)
Dimensions: 57 x 35 x 7 mm
Material color: -



Mini-RC-Arc extinction kit

Art.No: 10882

Voltage: 230 V AC ±10%
Dimensions: 50 x 23 x 8 mm
Degree / class of protection: IP20 / Class II