

**B.E.G.****LUXOMAT®**

## Indoor 180-TR covering included

Prod.No. 92650 EAN: 4007529926503

- Voltage: 110 – 240 V AC 50 / 60 Hz Power supply via staircase switch
- Dimensions: covering included 87 x 87 x 61 mm
- Power consumption: approx. 0.8 W

### Areas of application

- staircases

### Order data

Designation	Colour	Art.No
Indoor 180-TR covering included	pure white	92650

### Accessories

Designation	Colour	Art.No
SCT1	grey	92655
Frame IP20 Indoor 180	pure white	92630
Frame IP20 Indoor 180	traffic white	92631
Frame IP20 Indoor 180	anthracite	92634
Frame IP54 Indoor 180	pure white	92139
Frame IP20 Indoor 180	oyster white	92632
Frame IP20 Indoor 180	silver	92633
Surface mounting socket Indoor 180	pure white	92141
Central plate Indoor 180 45x45	traffic white	38947
Central plate Indoor 180 45x45	oyster white	39076
Central plate Indoor 180 55 x 55 mm	pure white	39222
Central plate Indoor 180 55 x 55 mm	traffic white	39223

Central plate Indoor 180 55 x 55 mm	signal white	39241
Central plate Indoor 180 55x55	traffic white	39242
Central plate Indoor 180 S1 56x56	pure white	35126
Central plate Indoor 180 56x56 modular2	pure white	35127
Blinds Indoor 180 transparent		92294
Blind Indoor 180		33233
protective cap Indoor 180		92018

## Technical data

Voltage:	110 – 240 V AC 50 / 60 Hz Power supply via staircase switch
Dimensions:	covering included 87 x 87 x 61 mm
Power consumption:	approx. 0.8 W
Detection area:	horizontal 180° (Wall mounting) max. 10 m across
Range:	max. 3 m towards
Monitored area (tangential movement):	150 m <sup>2</sup> / 1.1 m mounting height
Mounting height min./max./recommended:	1 m / 2.2 m / 1.1 m
Degree / class of protection:	IP20 / Class II
Impact strength:	IK05
Ambient temperature:	-25 °C to +50 °C
Housing:	polycarbonate, UV-resistant
Material color:	pure white mat, similar to RAL9010

### Channel 1

Switching power:	0.2 A / 230 V Pulse duration: 0.1 s;
Follow-up time:	Deactivation of light evaluation 1 min – 10 min
Switch-on threshold:	2 – 2000 Lux

## Product information

Wall motion detector designed for stair light timer switches

Triac version with 2-wire technology, no neutral

Guarantees correct operation with the SCT1 (max. 10 sensors per unit)

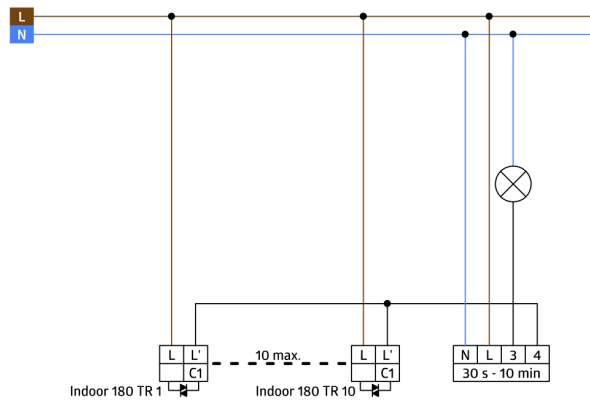
Available with covering (centre plate dimensions 60 x 60 mm) or without covering for use with covering (centre plate dimensions 50 x 50 mm) in 5 different colours

In combination with centre plates usable with current frame systems of various manufacturers

B.E.G. frames and centre plates for combination with other frame systems available

### Application examples:

staircases



## Accessories



### SCT1

Art.No: 92655


Voltage: 230 V AC +/- 10% 50 Hz  
 Dimensions: 86 x 18 x 66 mm (1 TE)  
 Power consumption: < 0.75 W



### Frame IP20 Indoor 180

Art.No: 92630

Dimensions: 86 x 86 mm  
 Degree / class of protection: IP20  
 Housing: polycarbonate, UV-resistant



### Frame IP20 Indoor 180

Art.No: 92631

Dimensions: 86 x 86 mm  
 Degree / class of protection: IP20  
 Housing: polycarbonate, UV-resistant



### Frame IP20 Indoor 180

Art.No: 92634

Dimensions: 86 x 86 mm  
 Degree / class of protection: IP20  
 Housing: polycarbonate, UV-resistant



### Frame IP54 Indoor 180

Art.No: 92139

Dimensions: 87 x 87 mm  
 Degree / class of protection: IP54  
 Housing: polycarbonate, UV-resistant



### Frame IP20 Indoor 180

Art.No: 92632

Dimensions: 86 x 86 mm  
 Degree / class of protection: IP20  
 Housing: polycarbonate, UV-resistant



### Frame IP20 Indoor 180

Art.No: 92633

Dimensions: 86 x 86 mm  
 Degree / class of protection: IP20  
 Housing: polycarbonate, UV-resistant



### Surface mounting socket Indoor 180

Art.No: 92141

Dimensions: 88 x 88 x 42 mm  
 Degree / class of protection: IP54  
 Impact strength: IK05



### Central plate Indoor 180 45x45

Art.No: 38947


Dimensions: 45 x 45 mm  
 Material color: traffic white mat, similar to RAL9016



**Central plate Indoor 180 45x45**

Art.No: 39076

Dimensions: 45 x 45 mm  
Housing: polycarbonate, UV-resistant  
Material color: oyster white mat, similar to RAL1013



**Central plate Indoor 180 55 x 55 mm**

Art.No: 39222

Dimensions: 55 x 55 mm  
Housing: polycarbonate, UV-resistant  
Material color: pure white glossy, similar to RAL9010



**Central plate Indoor 180 55 x 55 mm**

Art.No: 39223

Dimensions: 55 x 55 mm  
Housing: polycarbonate, UV-resistant  
Material color: traffic white glossy



**Central plate Indoor 180 55 x 55 mm**

Art.No: 39241

Dimensions: 55 x 55 mm  
Housing: polycarbonate, UV-resistant  
Material color: signal white glossy, similar to RAL9003



**Central plate Indoor 180 55x55**

Art.No: 39242

Dimensions: 55 x 55 mm  
Housing: polycarbonate, UV-resistant  
Material color: traffic white glossy, similar to RAL9016



**Central plate Indoor 180 S1 56x56**

Art.No: 35126

Dimensions: 56 x 56 mm  
Housing: polycarbonate, UV-resistant  
Material color: pure white glossy, similar to RAL9010



**Central plate Indoor 180 56x56 modular2**

Art.No: 35127

Dimensions: 56 x 56 mm  
Housing: polycarbonate, UV-resistant  
Material color: pure white glossy, similar to RAL9010



**Blinds Indoor 180 transparent**

Art.No: 92294

Housing: polycarbonate, UV-resistant



**Blind Indoor 180**

Art.No: 33233

Housing: polycarbonate, UV-resistant  
Material color: white



**protective cap Indoor 180**

Art.No: 92018

Dimensions: 56 x 56 mm

Housing: polycarbonate, UV-resistant

Material color: pure white glossy, similar to RAL9010