

**B.E.G.**

**LUXOMAT®**



## RC-plus next N 280 Set 93341-97004

Motion detector with 280° detection area and creep protection

Mechanical range adjustment

Different follow-up time depending on direction of movement

### Areas of application

- outdoor areas (entrances/access roads)
- parking areas
- underground car parks
- high-bay warehouse

### Order data

Designation	Colour	Art.No
RC-plus next N 280	white	93341
Outside corner socket RC-plus next	white	97004

## Technical data

Voltage:	110 - 240 V AC 50 / 60 Hz (can also be supplied with other operating voltages ON request)
Dimensions:	<b>121 x 71 x 85 mm + Ø 71 x 34 mm (97004)</b>
Power consumption:	approx. 0.5 W
Detection area:	horizontal 280° (Wall mounting) max. 20 m across max. 6 m towards
Range:	max. 4 m anti-creep protection
Monitored area (tangential movement):	970 m <sup>2</sup> / 2.5 m mounting height
Mounting height min./max./recommended:	2 m / 5 m / 2.5 m
Degree / class of protection:	IP54 / Class II
Impact strength:	IK03
Ambient temperature:	-25 °C to +50 °C
Housing:	polycarbonate, UV-resistant
Material color:	white mat, similar to RAL9010

### Channel 1 (lighting control)

Switching power:	3000 W, $\cos \varphi = 1$ 1500 VA, $\cos \varphi = 0.5$ 800 W LED max. inrush current $I_p$ (20 ms) = 165 A max. inrush current $I_p$ (200 $\mu$ s) = 800 A
Type of contact (k):	1x $\mu$ -contact, NO contact with tungsten pre-make contact
Follow-up time:	15 sec - 16 min, Pulse
Switch-on threshold:	2 - 500 Lux

## Product information

Set : RC-plus next N 280 + Outside corner socket RC-plus next white mat, similar to RAL9010

Motion detector with 280° detection area and creep protection

Mechanical range adjustment

Different follow-up time depending on direction of movement

Uninterrupted parallel circuit detection of several detectors

Manual switching via push-button possible

Adjustable ball head

Immediate operation using factory settings

Additional functions can be set up using the optional remote control.

Zero crossing switching

Socket compatible to RC-plus (next) and Vario

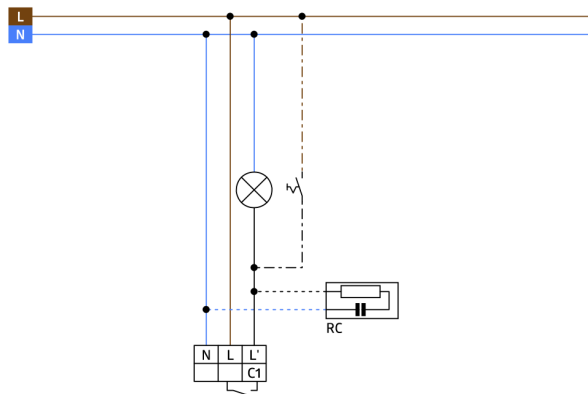
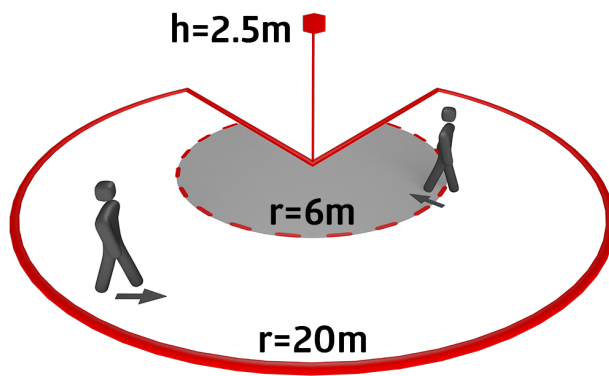
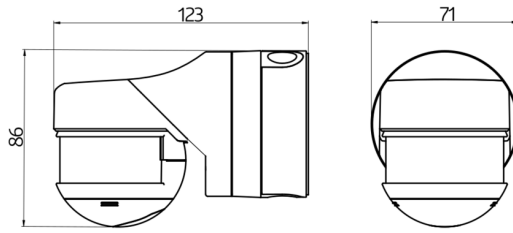
Special socket for external corner mounting included

Faulty switching due to animals can be avoided by reducing the sensitivity

Easy mounting thanks to plug base

Wall, ceiling and corner mounting

Factory settings 3 min and 20 lux



## Set items

To receive the bundle according to the technical specification, please order the items listed.




### **RC-plus next N 280**

Art.No: 93341

Voltage: 110 – 240 V AC 50 / 60 Hz (can also be supplied with other operating voltages ON request)

Dimensions: 121 x 71 x 85 mm

Power consumption: approx. 0.5 W



### **Outside corner socket RC-plus next**

Art.No: 97004

Dimensions: Ø 71 x 34 mm

Degree / class of protection: IP54

Housing: polycarbonate, UV-resistant