

**B.E.G.****LUXOMAT®**

## RC-plus next N 230 Set 93331-97004

Motion detector with 230° detection area and creep protection

Mechanical range adjustment

Different follow-up time depending on direction of movement

### Areas of application

- outdoor areas (entrances/access roads)
- parking areas
- underground car parks
- high-bay warehouse

### Order data

**Designation**

RC-plus next N 230

Outside corner socket RC-plus next

**Colour**

white

white

**Art.No**

93331

97004

## Technical data

Voltage:	110 - 240 V AC 50 / 60 Hz (can also be supplied with other operating voltages ON request)
Dimensions:	<b>121 x 71 x 85 mm + Ø 71 x 34 mm (97004)</b>
Power consumption:	approx. 0.5 W
Detection area:	horizontal 230° (Wall mounting) max. 20 m across max. 6 m towards
Range:	max. 4 m anti-creep protection
Monitored area (tangential movement):	800 m <sup>2</sup> / 2.5 m mounting height
Mounting height min./max./recommended:	2 m / 5 m / 2.5 m
Degree / class of protection:	IP54 / Class II
Impact strength:	IK03
Ambient temperature:	-25 °C to +50 °C
Housing:	polycarbonate, UV-resistant
Material color:	white mat, similar to RAL9010

### Channel 1 (lighting control)

Switching power:	3000 W, $\cos \varphi = 1$ 1500 VA, $\cos \varphi = 0.5$ 800 W LED max. inrush current $I_p$ (20 ms) = 165 A max. inrush current $I_p$ (200 $\mu$ s) = 800 A
Type of contact (k):	1x $\mu$ -contact, NO contact with tungsten pre-make contact
Follow-up time:	15 sec - 16 min, Pulse
Switch-on threshold:	2 - 500 Lux

## Product information

Set : RC-plus next N 230 + Outside corner socket RC-plus next white mat, similar to RAL9010

Motion detector with 230° detection area and creep protection

Mechanical range adjustment

Different follow-up time depending on direction of movement

Uninterrupted parallel circuit detection of several detectors

Manual switching via push-button possible

Adjustable ball head

Immediate operation using factory settings

Additional functions can be set up using the optional remote control.

Zero crossing switching

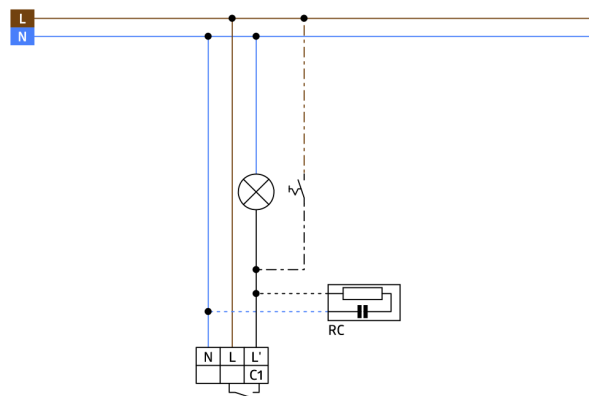
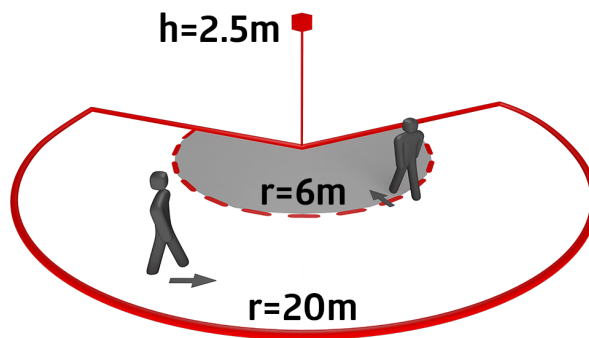
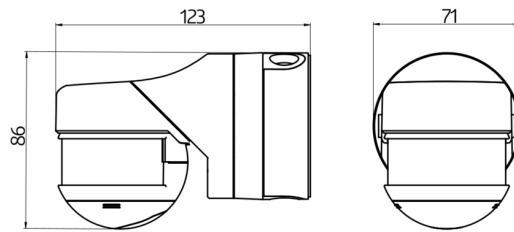
Socket compatible to RC-plus (next) and Vario

Faulty switching due to animals can be avoided by reducing the sensitivity

Easy mounting thanks to plug base

Wall, ceiling and corner mounting

Factory settings 3 min and 20 lux



## Set items

To receive the bundle according to the technical specification, please order the items listed.




### **RC-plus next N 230**

Art.No: 93331

Voltage: 110 – 240 V AC 50 / 60 Hz (can also be supplied with other operating voltages ON request)

Dimensions: 121 x 71 x 85 mm

Power consumption: approx. 0.5 W



### **Outside corner socket RC-plus next**

Art.No: 97004

Dimensions: Ø 71 x 34 mm

Degree / class of protection: IP54

Housing: polycarbonate, UV-resistant