

B.E.G.**LUXOMAT®**

PD11-M-1C-FLAT-FC Set 92583-92833-92537

- Voltage: 110 – 240 V AC 50 / 60 Hz
- Dimensions: **Ø 52 x 60 mm + Ø 104 mm (92833) + Ø 52 x 3 mm (92537)**
- Power consumption: approx. 0.3 W

Order data

Designation	Colour	Art.No
PD11-M-1C-FLAT-FC	white	92583
In-wall mounting set / PD11	white	92833
Cover ring PD11 (52 mm)	black	92537

Areas of application

- entrance halls
- small offices
- corridors/hallways
- staircases
- open-plan offices
- conference rooms

Technical data

Voltage:	110 – 240 V AC 50 / 60 Hz
Dimensions:	Ø 52 x 60 mm + Ø 104 mm (92833) + Ø 52 x 3 mm (92537)
Power consumption:	approx. 0.3 W
Detection area:	horizontal 360° (Ceiling mounting) max. Ø 9 m across max. Ø 6 m towards max. Ø 3 m seated
Range:	63 m ² / 2.5 m mounting height
Monitored area (tangential movement):	2 m / 5 m / 2.5 m
Mounting height min./max./recommended:	IP20 / Class II
Degree / class of protection:	IK02
Impact strength:	-25 °C to +50 °C
Ambient temperature:	polycarbonate, UV-resistant
Housing:	black, similar to RAL9005 (92537)
Material color:	

Channel 1 (lighting control)

Switching power:	2300 W, cos ϕ = 1 1150 VA, cos ϕ = 0.5 800 W LED max. inrush current I_p (20 ms) = 165 A max. inrush current I_p (200 μ s) = 800 A
Type of contact (k):	1x μ -contact, NO contact with tungsten pre- make contact
Follow-up time:	5 min – 30 min, Pulse
Switch-on threshold:	20 – 2000 Lux
Light measuring:	Mixed light measuring

Product information

Set : PD11-M-1C-FLAT-FC + In-wall mounting set /
PD11 white + Cover ring PD11 (52 mm) black,
similar to RAL9005

Particularly flat occupancy detector without additional power
supply

Visible portion when built into ceiling: height 0.85 mm

One channel for light switching

Manual switching via push-button possible

Easy operation with remote control (required)

Version as master device

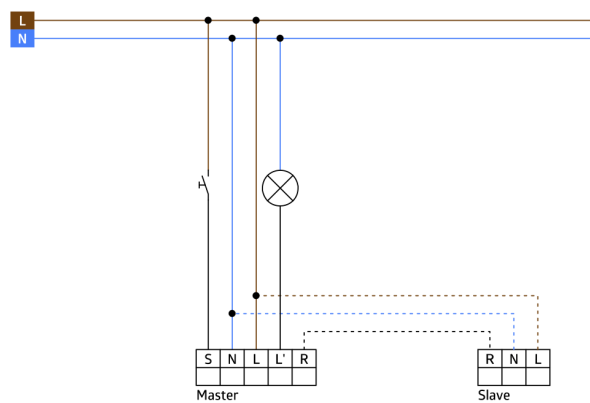
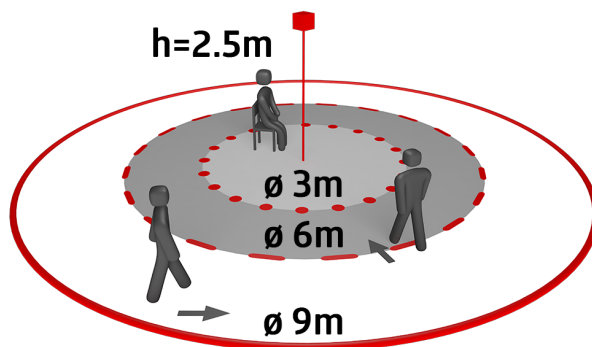
Detection area can be extended by using slave devices

Spring clips for quick and easy installation in suspended
ceilings

Includes blinds and clamp ring for installation into light fittings

With accessories for flush-mounting in ceiling and exposed
concrete

Factory settings 10 min and 500 lux



Set items

To receive the bundle according to the technical specification, please order the items listed.



PD11-M-1C-FLAT-FC

Art.No: 92583

Voltage: 110 – 240 V AC 50 / 60 Hz

Dimensions: Ø 52 x 60 mm

Power consumption: approx. 0.3 W




In-wall mounting set / PD11

Art.No: 92833

Dimensions: Ø 104 mm

Material color: white



Cover ring PD11 (52 mm)

Art.No: 92537

Dimensions: Ø 52 x 3 mm

Housing: polycarbonate, UV-resistant

Material color: black, similar to RAL9005